

Table of Contents

1	VERSION HISTORY	4
2	ABOUT FABOS	5
2.1	Introduction	5
2.2	Conventions Followed	6
3	STAKE HOLDERS	7
3.1	Applicant (Boiler Owner)	7
3.2	Inspector	Error! Bookmark not defined.
3.3	Director	Error! Bookmark not defined.
4	PROCEDURE	8
4.1	Apply for Change of Ownership	8
4.2	Apply for Ownership Change	9
4.3	Add New Occupier Details	10
4.4	Logging in as Inspector	11
4.5	Forward the Application to Director	12
4.6	Logging in as Director	13
4.7	Approve/Reject Application	15

Table of Figures

Figure 1-Login page.....	8
Figure 2- Boiler icon	8
Figure 3- Select Concerned Boiler	9
Figure 4- Ownership Change Icon	9
Figure 5- New Occupier Details.....	10
Figure 6- Add Attachments	10
Figure 7- Ownership Change Link	11
Figure 8- Inbox tab	11
Figure 9- Add remarks.....	12
Figure 10- Select User and Forward.....	13
Figure 11- Received Applications under Inbox	14
Figure 12- Add Remarks.....	14
Figure 13- Transferred Boiler	15

1 VERSION HISTORY

Ver. No.	Date	Change Summary	Prepared By	Reviewed By	Approved By
0.1	25/03/2020	Initiated	Shilpa		

2 ABOUT FABOS

2.1 Introduction

Factories And Boilers Online System (FABOS) is intended to provide Online facility for the Factory owners and to facilitate efficient and faster processing of the requests received. The beneficiaries will be able to interface with the Directorate through the Internet. This will include submission of applications, online payment facility, SMS integration etc. It also provides facility to the users for making payments through Friends / Akshaya counters. Other possibility is to publish the relevant information like status of various requests made by the users through the Friends / Akshaya centres.

The FABOS will facilitate the senior officers of the department and the minister to view the current status of Inspection/ Factory Information / Boiler Information / Legal Information / Finance etc. Decisions can be taken effectively and swiftly with the availability of right information on demand. Further it automates the core Functional, HR, Financial and Administrative areas of the Directorate and all its sub offices, including the public interfacing of the functional activities which will result in significant improvements in efficiency and reduction of workload of the organization. In the present era of transparent and accountable Governance, the Public Interfacing of the Department is a major aspect. For the Directorate this is an important factor as all the Factories operating in the state, needs to regularly submit information, provide clarifications, effect payments, renew licenses etc.

2.2 Conventions Followed

In this user manual, the software buttons are represented as **[Button]** (bold and bracketed). The Hyperlinks are represented as **Link** (bold and underlined). And the text fields are represented as *(Text)* (italicized and bracketed). The lists are represented as (Text) (bracketed). The radio buttons are represented as **(bold and bracketed)**.

3 STAKE HOLDERS

FABOS Change of Ownership Module will have the following Stakeholders:

3.1 Applicant (Boiler Owner)

Applicant can apply for change of ownership with all the supporting documents required and can submit the application to inspector for verification

3.2 Departmental Owner

Once application is submitted by public, departmental user has the provision to view and verify all the submitted applications, and forward the same to the Director; Director will verify the application forwarded by the inspector and has the provision to Approve/Reject the same

4 PROCEDURE

4.1 Apply for Change of Ownership

Once logged in, click on *Boiler* icon on the following page

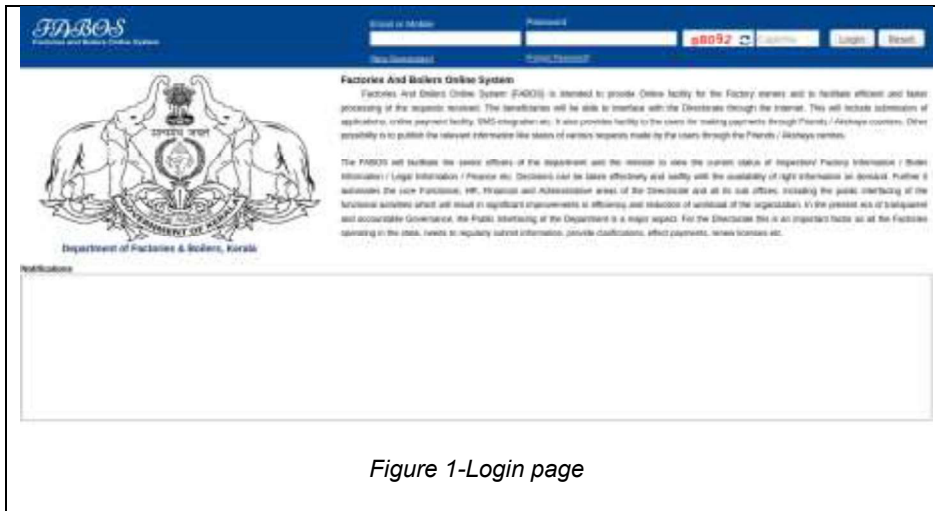


Figure 1-Login page

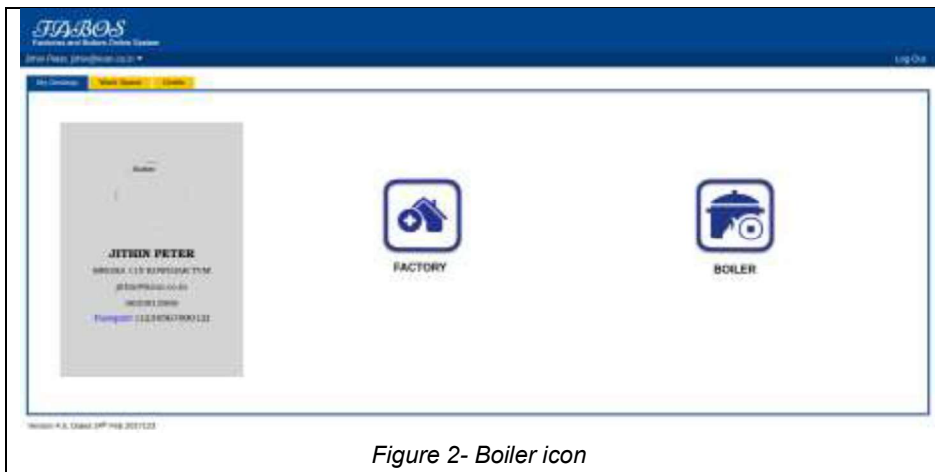


Figure 2- Boiler icon

4.2 Apply for Ownership Change

To apply for change of ownership, select the concerned boiler under *Workspace (Boiler)* Tab and on the following page that appears click *Ownership Change* icon

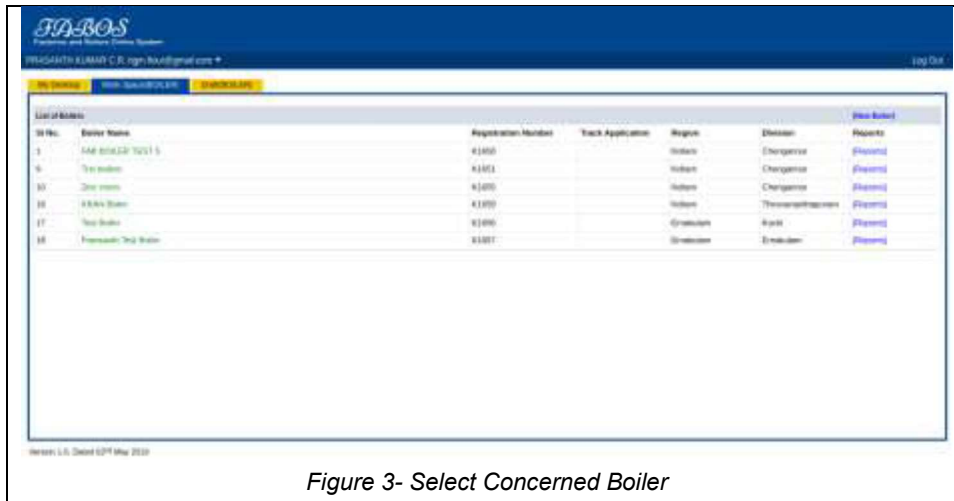


Figure 3- Select Concerned Boiler

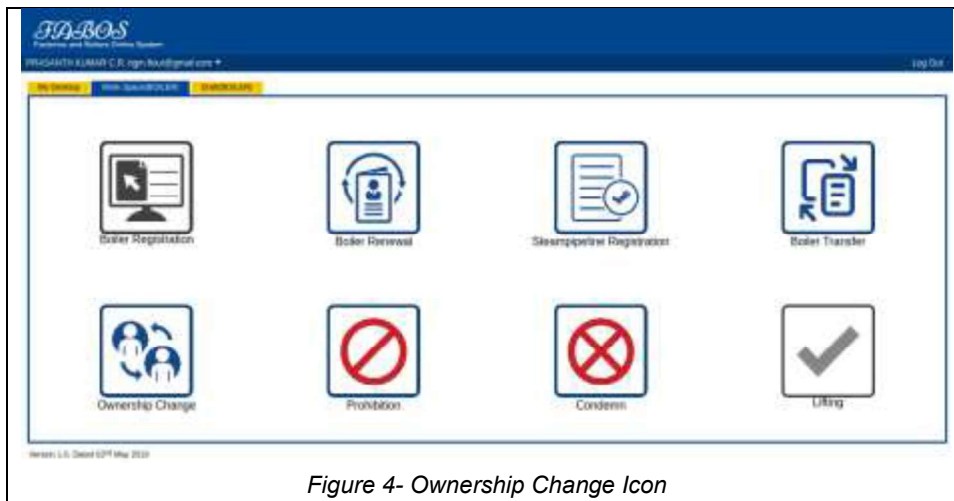


Figure 4- Ownership Change Icon

4.3 Add New Occupier Details

On the following page that appears, under *General Details* Subtab add new occupier details and click on **[Save]** button

The screenshot shows the 'New Occupier Details' form. It has two main sections. The first section, 'Boiler Details', contains the following information:

Registration Number	K1200	Makers No	UN00-10
Boiler Name	KRAV Boiler	Boiler Address	Opp CSI Dispensary Panchohala TSV
Boiler Owner Name	PRIYANTH KUMAR C/R	Boiler Owner Address	KAKKILZHATTU SHAWAZ, KEEZHILAM P.O, PERURUBUVOOR, ERNAKULAM DISTRICT, PIN 682041
Contact Number	9876543210	Type Of Boiler	Water Tube Boiler

The second section, 'New Occupier Details', contains input fields for 'Contact Number', 'Email', and a 'Save' button.

Figure 5- New Occupier Details

Under *Attachments* user can browse for the necessary documents and click on **[Upload]** button, Once uploaded click on **[Submit]** button

The screenshot shows the 'Add Attachments' form. It features a section titled 'Ownership Change Documents Enclosed' with two document slots. Each slot contains a 'Browse...' button, the text 'No file selected', and a 'View' button. Below this is an 'Attachments' table with the following structure:

S/N	Attachment Name	File Name	Action

A 'Submit' button is located at the bottom right of the form.

Figure 6- Add Attachments

When submitted, an [Ownership Change](#) link appears against the concerned boiler name under the *Boiler (Workspace)* tab, click on it track the application

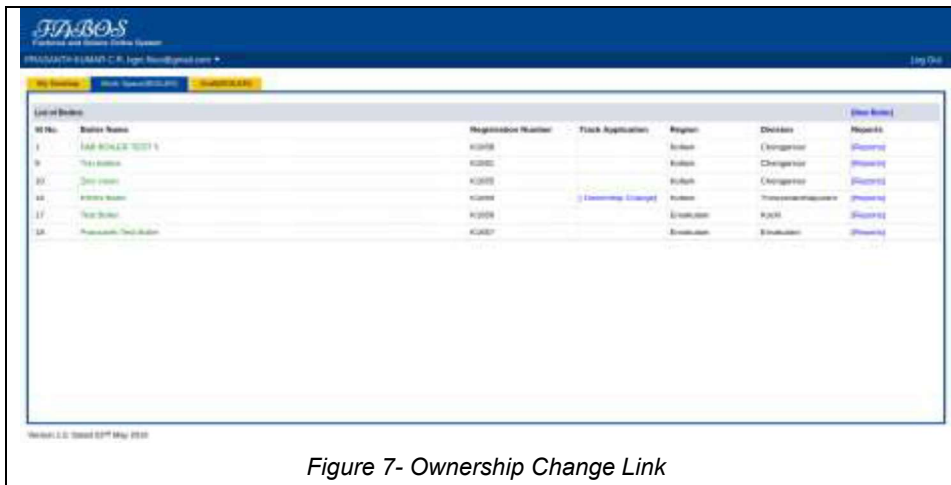


Figure 7- Ownership Change Link

4.4 Logging in as Inspector

Once Inspector gets logged in, he/she will be able to view the received application under *Inbox* Tab of *BIS* module



Figure 8- Inbox tab

Click on *[View]* provided against the application to verify the details, then user can *Add Remarks* and *Order No*

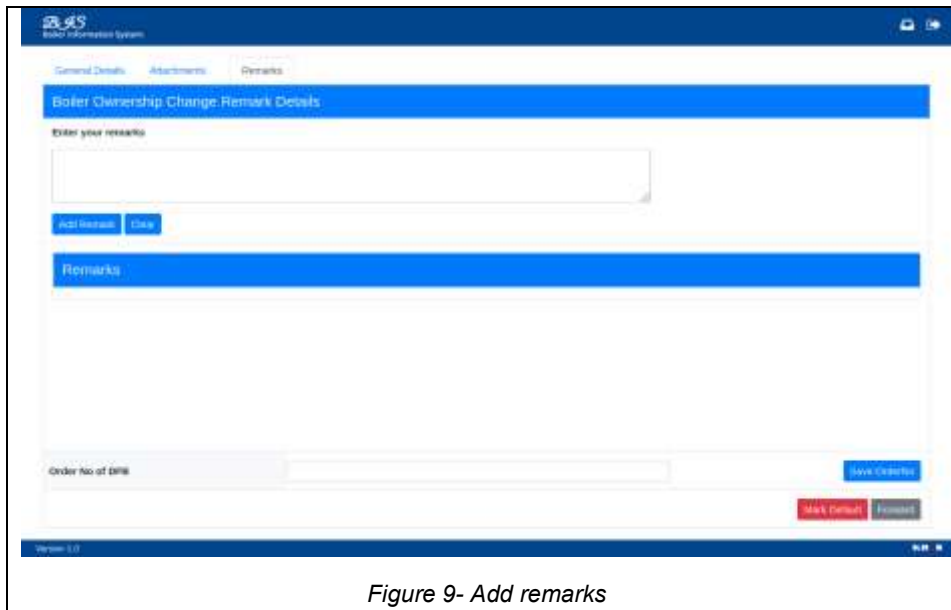


Figure 9- Add remarks

4.5 Forward the Application to Director

Inspector has the provision to forward the application to director by clicking the **[Forward]** button, on the pop-up that appears select the user to which the application is to forwarded and click on **[Forward]** button

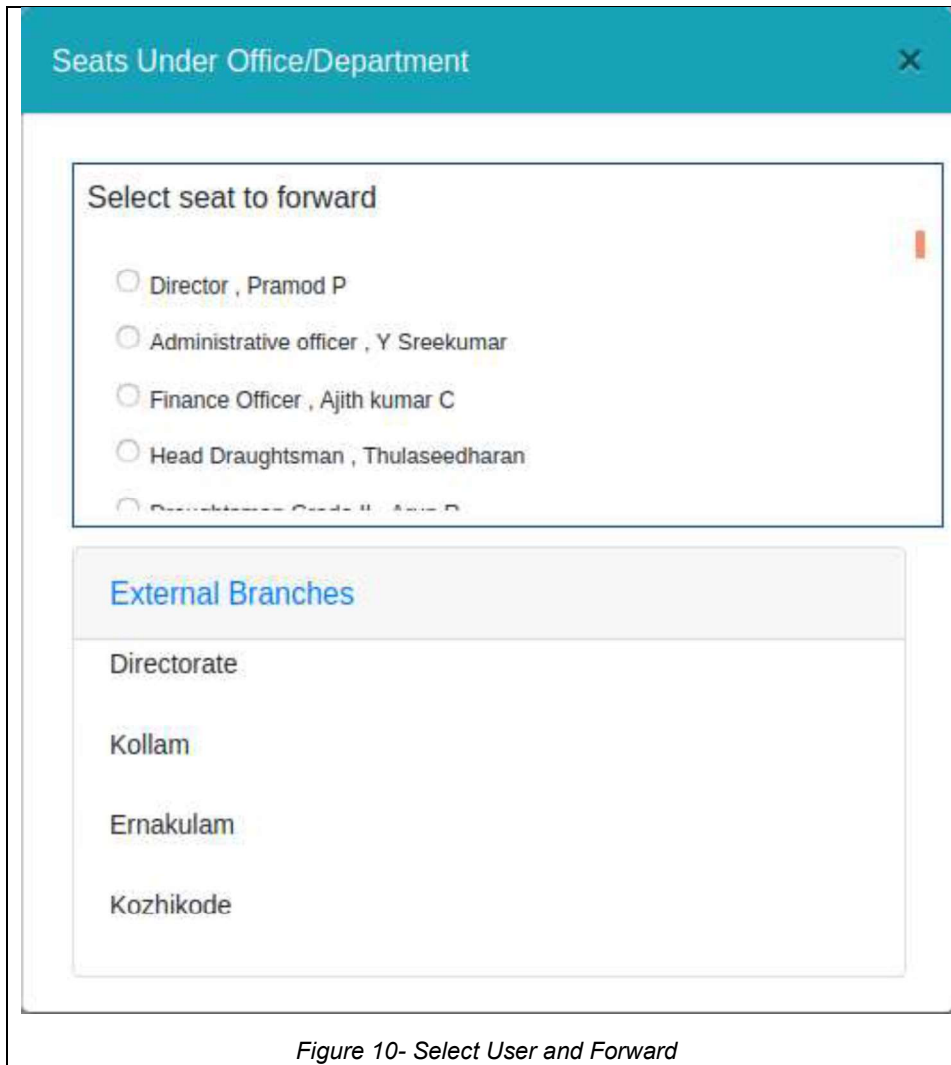


Figure 10- Select User and Forward

4.6 Logging in as Director

Once Director gets logged in, he/she will be able to view the received application under *Inbox* Tab of *BIS* module



Figure 11- Received Applications under Inbox

Click on [View] provided against the application to verify the details then user can Add Remarks

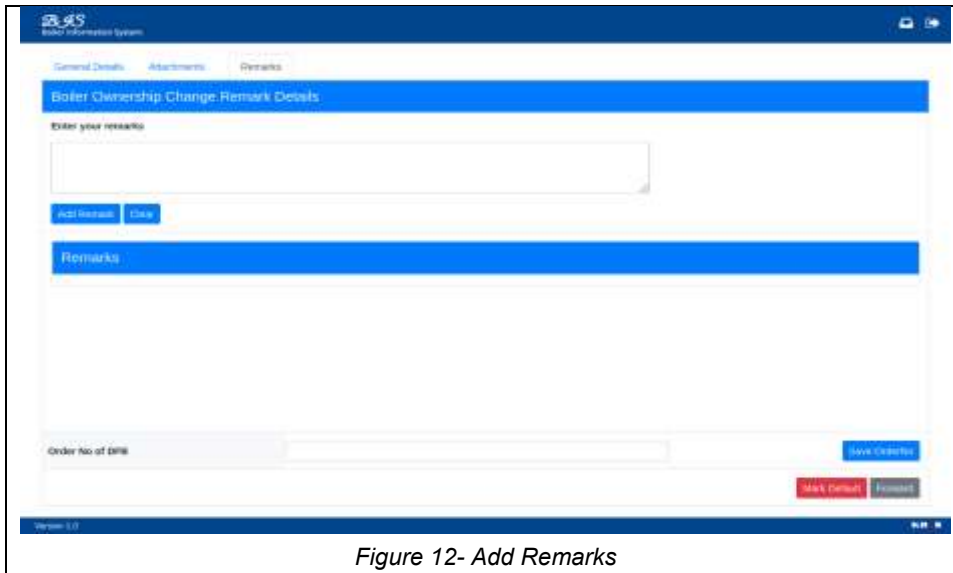


Figure 12- Add Remarks

4.7 Approve/Reject Application

Once remarks is added, Director can Approve/Reject the application by clicking the **[Approve]/[Reject]** button respectively



When approved, applicant can view the application with *(Transferred)* marked along with it

Sl No.	Boiler Name	Registration Number	Track Application	Region	Division	Approve
1	Boiler 1			Karnataka	Thiruvananthapuram	(Approved)
2	Boiler 2			Karnataka	Thiruvananthapuram	(Approved)
3	Boiler 3			Karnataka	Thiruvananthapuram	(Approved)
4	Boiler 4			Karnataka	Thiruvananthapuram	(Approved)
5	Boiler 5			Karnataka	Thiruvananthapuram	(Approved)
6	Green Boiler 5 (Super Heated Tube)	KG08043001		Karnataka	Thiruvananthapuram	(Approved)
7	Boiler 6			Karnataka	Thiruvananthapuram	(Approved)
8	Boiler 7			Karnataka	Thiruvananthapuram	(Approved)
9	Boiler 8	KG08043002		Karnataka	Thiruvananthapuram	(Approved)
10	Boiler 9			Karnataka	Thiruvananthapuram	(Approved)
11	Boiler 10	KG08043003		Karnataka	Changanassery	(Approved)
12	Boiler 11	KG08043004		Karnataka	Changanassery	(Approved)
13	Boiler 12	KG08043005	Transferred	Karnataka	Changanassery	(Approved)
14	Boiler 13	KG08043006		Karnataka	Changanassery	(Approved)
15	Boiler 14	KG08043007		Karnataka	Thiruvananthapuram	(Approved)
16	Boiler 15	KG08043008		Karnataka	Changanassery	(Approved)
17	Boiler 16	KG08043009	Transferred	Karnataka	Changanassery	(Approved)
18	Boiler 17	KG08043010		Karnataka	Thiruvananthapuram	(Approved)
19	Boiler 18	KG08043011		Karnataka	Thiruvananthapuram	(Approved)
20	Boiler 19	KG08043012		Karnataka	Thiruvananthapuram	(Approved)

Figure 13- Transferred Boiler